

.362" PCB Barrier Terminal Blocks



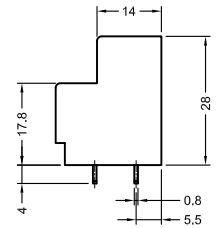
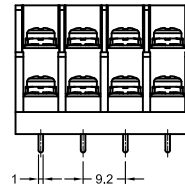
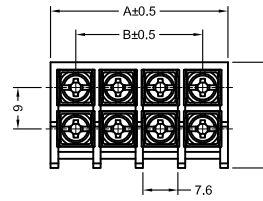

DECA[®]
SwitchLab

TYPE: TDE

Pitch:9.20mm

TDE-124104U04

Terminal style:41



Poles	2	3	4	5	6	7	8	9	10	11	12	13	14	15	16
A(mm)	20.20	29.40	38.60	47.80	57.00	66.20	75.40	84.60	93.80	103.00	112.20	121.40	130.60	139.80	
B(mm)	9.20	18.40	27.60	36.80	46.00	55.20	64.40	73.60	82.80	92.00	101.20	110.40	119.60	128.80	